
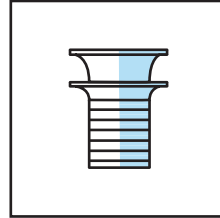


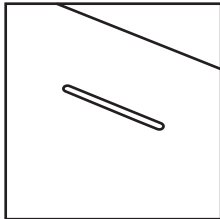
DIMENSIONS	WEIGHT POIDS	MATERIAL MATERIEL	OVERFLOW HEIGHT HAUTEUR DU TROP-PLEIN	WATER CAPACITY CAPACITÉ DE L'EAU
63x29.5x23in	86 lbs	Acrylic with reinforced fiberglass	14 5/8"	63 gal
FINISH FINITION	DRAIN LOCATION LOCATION DU DRAIN	PIECES PIÈCES	COMPLIANCE CERTIFICATIONS:	
Glossy white	Center drain	1	Uniform Plumbing Code National Plumbing Code of Canada CSA B45.5-17/IAPMO Z124-2017	



Pure acrylic
construction rein-
forced by fiberglass
*Construction en
acrylique renforcée
de fibre de verre*



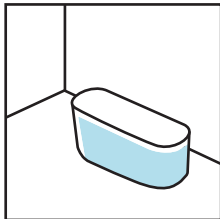
Pop-up drain
included
*Drain pop-up
inclus*



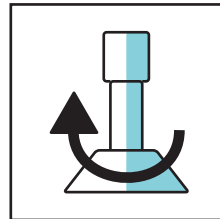
Linear overflow
Trop plein linéaire



cUPC Certified
Certifié cUPC



Freestanding
installation
*Installation
autoportante*



Adjustable feet
Pieds ajustables