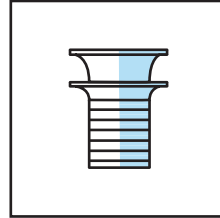


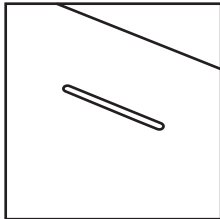
DIMENSIONS	WEIGHT POIDS	MATERIAL MATERIEL	OVERFLOW HEIGHT HAUTEUR DU TROP-PLEIN	WATER CAPACITY CAPACITÉ DE L'EAU
67x29.5x23in	94.8 lbs	Acrylic with reinforced fiberglass	14 5/8"	77 gal
FINISH FINITION	DRAIN LOCATION LOCATION DU DRAIN	PIECES PIÈCES	COMPLIANCE CERTIFICATIONS:	
Glossy White	Center drain	1	Uniform Plumbing Code National Plumbing Code of Canada CSA B45.5-17/IAPMO Z124-2017	



Pure acrylic  
construction rein-  
forced by fiberglass  
*Construction en  
acrylique renforcée  
de fibre de verre*



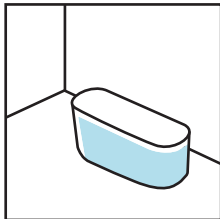
Pop-up drain  
included  
*Drain pop-up  
inclus*



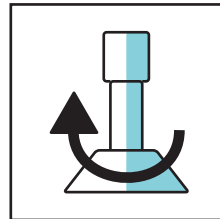
Linear overflow  
*Trop plein linéaire*



cUPC Certified  
*Certifié cUPC*



Freestanding  
installation  
*Installation  
autoportante*



Adjustable feet  
*Pieds ajustables*