

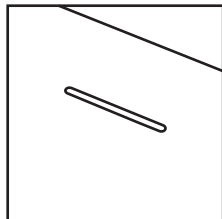
| DIMENSIONS | WEIGHT POIDS | MATERIAL MATERIEL | OVERFLOW HEIGHT HAUTEUR DU TROP-PLEIN | WATER CAPACITY CAPACITÉ DE L'EAU |
|--------------------|-------------------------------------|------------------------------------|---|-------------------------------------|
| 67x29.5x27.1in | 79.4 lbs | Acrylic with reinforced fiberglass | 15 | 75 gal |
| FINISH FINITION | DRAIN LOCATION LOCATION DU DRAIN | PIECES PIÈCES | COMPLIANCE CERTIFICATIONS: | |
| White Glossy | Side drain | 1 | Uniform Plumbing Code National Plumbing Code of Canada CSA B45.5-17/IAPMO Z124-2017 | |



Pure acrylic
construction rein-
forced by fiberglass
*Construction en
acrylique renforcée
de fibre de verre*



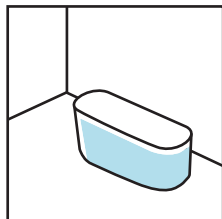
Pop-up drain
included
*Drain pop-up
inclus*



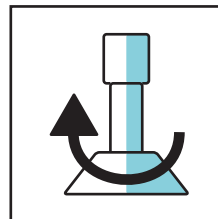
Linear overflow
Trop plein linéaire



cUPC Certified
Certifié cUPC



Freestanding
installation
*Installation
autoportante*



Adjustable feet
Pieds ajustables